

THE AMERICAN
INSTITUTE
OF ARCHITECTS

2030 COMMITMENT

AIA 2030 Commitment

Measuring Industry Progress Toward 2030

Second Annual Report, May 2012



2030 COMMITMENT

Contents

- 3 Foreword
- 4 About the AIA 2030 Commitment
- 6 Firm Operation Actions Data
- 8 Design Portfolio Data
- 15 Conclusion
- 17 Resources
- 18 AIA 2030 Commitment Program Elements
- 21 Participating Firms

Published 2012 by

The American Institute of Architects
1735 New York Avenue, NW
Washington, DC 20006

Report prepared by

Kelly Pickard, Director, Building Science + Technology, The American Institute of Architects
With contributions from Greg Mella, AIA, Rand Ekman, AIA, and Marya Graff, Assoc. AIA.

Special thanks to

Members of the AIA Chicago 2030 Commitment Working Group and the AIA Large Firm Round Table (LFRT) Sustainable Design Leaders for all their contributions to the ongoing development of the program. Special thanks to Marya Graff, Assoc. AIA, for her tremendous contribution to the development and continuing refinement of the AIA 2030 Commitment reporting tool.

Design and Production

Tony Fletcher Design, tonyfletcher.com



2030 COMMITMENT

Foreword

BY ROBERT IVY, FAIA
EVP/Chief Executive Officer
The American Institute of Architects

Architecture and design affect how we work, how we live, how we learn, and how we affect the environment. As a profession, we have to begin thinking differently about what sustainable design means. The pace of climate change mandates an approach that goes beyond meeting energy targets for the occasional sustainable project. We need to have a deeper understanding of the concept of sustainable design and its place in our practice. To truly meet this challenge, sustainability must be embedded into the way we practice. The AIA 2030 Commitment is helping our member firms to do just that.

A key value of the 2030 Commitment is the act of tracking the energy performance of work. Of course results matter. But real change happens when you look at how the data can inform and improve your practice. Knowing how you are doing by measuring the impact of your work toward the energy-reduction goals is a critical first step toward improving performance. The true power of the raw data is that each participating firm knows what its own challenges are and can begin to define a clearer path toward improvement. More than 100 firms across the United States now know exactly how they are doing—what they are doing well and what needs improvement. Awareness is the first step toward improvement.

It's worth remembering that the purpose of the AIA 2030 Commitment—including both the reporting process and the data produced—is first and foremost to help firms improve the outcomes of projects over time. The purpose of collecting and publishing data is to guide this process of improvement. To be clear: falling short of the 2030 energy-reduction goals in 2011 does not constitute failure. Failure in the context of the AIA 2030 Commitment program is proceeding blithely without any understanding of how our work can reach the energy targets we proclaim to support. To think, as a profession, that sustainability is someone else's responsibility or that "it can't be done in my firm" or that the goals are too hard—that would constitute failure.

The AIA 2030 Commitment is about our collective power to strive for improvement on every project we touch. Incremental change in every firm, as well as understanding best practices and knowledge shared among firms, is going to be the key measure of success for the 2030 Commitment program. The results presented in this report show a commitment by firms to track, report, and share data—even when the results evidence a work in progress. These firms' efforts to collect and use these data to improve their practices are inspiring for many reasons. Chiefly, they show that we all have a seat at the table in pursuing a more sustainable future.



2030 COMMITMENT

About the AIA 2030 Commitment

In December 2005, the AIA adopted a Sustainable Architectural Practice Position Statement that set the profession on a trajectory toward carbon neutrality. It called for a 50 percent reduction from the current level of fossil fuel consumption used to construct and operate new and renovated buildings by the year 2010 and further reductions of remaining fossil fuel consumption by 10 percent or more in each of the following five years with the ultimate goal of zero fossil fuel consumption by the year 2030.

This position statement continues to serve as the guiding principle of our sustainability efforts. How do we educate the industry and the public about the impact of buildings on the environment and how do we provide our architect members with the knowledge and the resources to transform the way we design and construct buildings?

The AIA 2030 Commitment program is the AIA's cornerstone effort to demonstrate the progress AIA members are making toward reducing the operational energy use of their designs, while encouraging other architects to do the same. It asks firms to transform how we approach practice by focusing on operations and the performance of designs across a firm's entire portfolio rather than just individual, exemplary projects. The program provides a consistent, national framework with simple metrics and a standardized reporting format to help firms evaluate the impact that design decisions have on an individual project's energy performance. To date, more than 200 firms have made the commitment, ranging in size from the sole practitioner to the multinational practice.



2030 COMMITMENT

Operational and Portfolio Data Collection and Reporting

Within six months of joining the AIA 2030 Commitment, firms commit to implementing a minimum of four operational action items to reduce the negative impact that firm operations have on the environment. Firms are expected to report progress on operational action items by entering information directly in an online form on the reporting Web site. Additionally, firms are asked to provide narrative information highlighting the specific strategies for implementing policies across a firm. This aspect of the initiative focuses on sharing successful strategies with other firms and the public as a knowledge resource.

A key element of this initiative is the commitment of a firm to reporting annual progress. The accountability of reporting brings the aspirational goals for 2030 into the real world of everyday architecture practice. Firms are asked to submit an assessment of their design work using an Excel-based tool—a method of tracking and measuring progress toward the 2030 goals that is simple, accessible, and normalized for firms of all types and sizes.

The intent of this program is to drive fundamental change within the practice. It is meant to be a collaborative commitment within the entire profession to share knowledge and institute the changes needed in architecture practice to reach our goal of zero-carbon-impact buildings. For that reason, the data reported by the AIA in the annual progress section reflect aggregated results of all the data firms have submitted.

2011 Key Results

104	number of firms that submitted reports—up 86 percent from 2010
656M	total gross square footage (GSF) represented by these data—up 70 percent from 2010
34.6%	average Predicted Energy Use Intensity (pEUI) reduction reported by firms
12.8%	percentage of total GSF meeting the current 60 percent energy-reduction target
21%	average reduction in firm lighting power density (LPD) reported for interiors projects
57%	percentage of total GSF using energy modeling to predict operational energy consumption
45%	percentage of total GSF for which actual energy use data will be collected—up 9 percent from 2010



2030 COMMITMENT

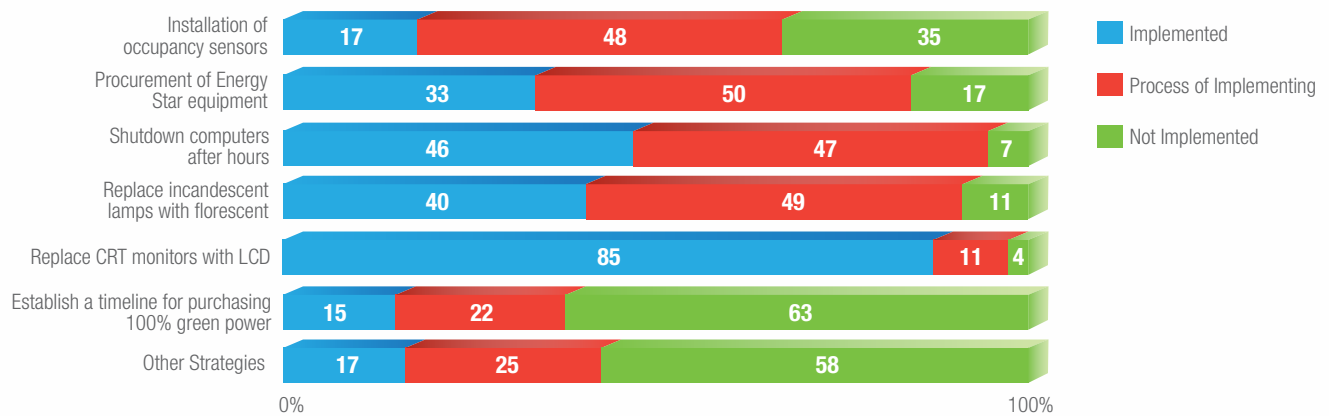
Firm Operation Actions Data

Office Energy Use

As in the 2010 report, firms are targeting energy-use reduction more than any other category as a primary way to reduce the overall environmental impact of their operations. The most commonly implemented steps are replacing CRT monitors with LCD monitors and replacing incandescent lamps with fluorescent ones. Another common strategy is to focus on employee behavior, such as by encouraging employees to save electricity by shutting down computers and turning off lights when rooms are not occupied or at the end of the workday.

Energy Use Reduction Actions

Total Respondents 133 Firms

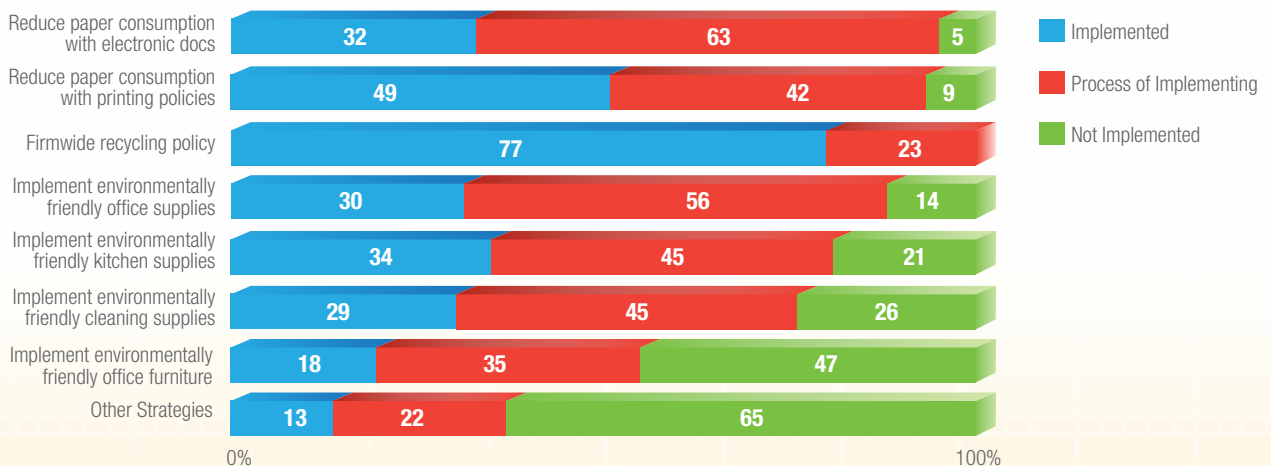


Waste Reduction and Supplies

Most firms are participating in firmwide recycling, focusing not only on paper but also on items such as batteries, cell phones, ink cartridges, and—increasingly—material samples. Other common waste reduction efforts include implementation of paper- and ink-conserving printing policies and switching from paper to electronic documents.

Waste Reduction Actions

Total Respondents 115 Firms





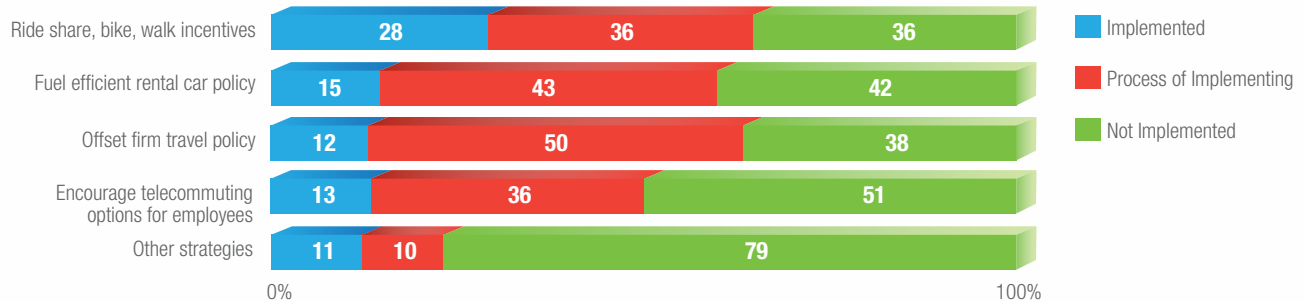
2030 COMMITMENT

Transportation

Giving employees incentives to rideshare, bike, or walk to work continues to be the most prominent strategy for reducing the environmental impact of work-related travel. In addition, more than half of the reporting firms already have, or are in the process of implementing, policies for offsetting the carbon footprint of firm travel, such as by buying carbon credits.

Actions to Reduce Environmental Impacts of Travel

Total Respondents 108 Firms

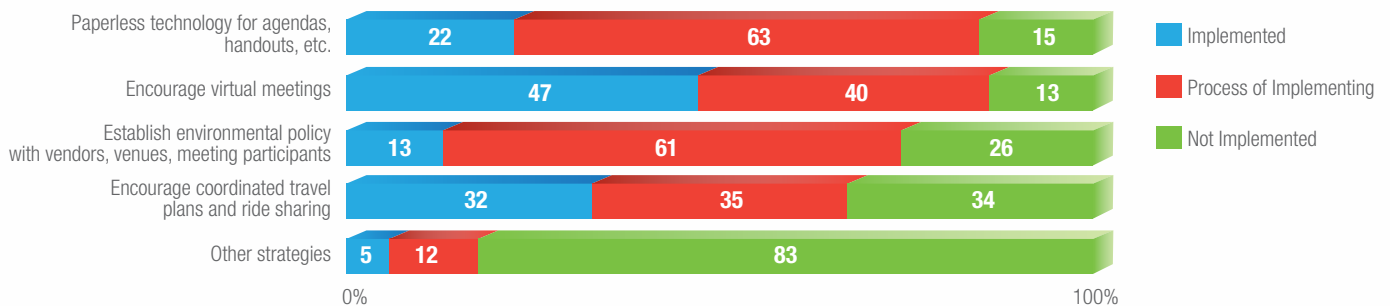


Meeting Procedures

Use of virtual meetings remains the dominant theme for firms looking to reduce their environmental impact. Firms are also encouraging travel-plan coordination and establishing environmental policies concerning meeting venues and vendors.

Actions to Reduce Environmental Impacts of Meetings

Total Respondents 95





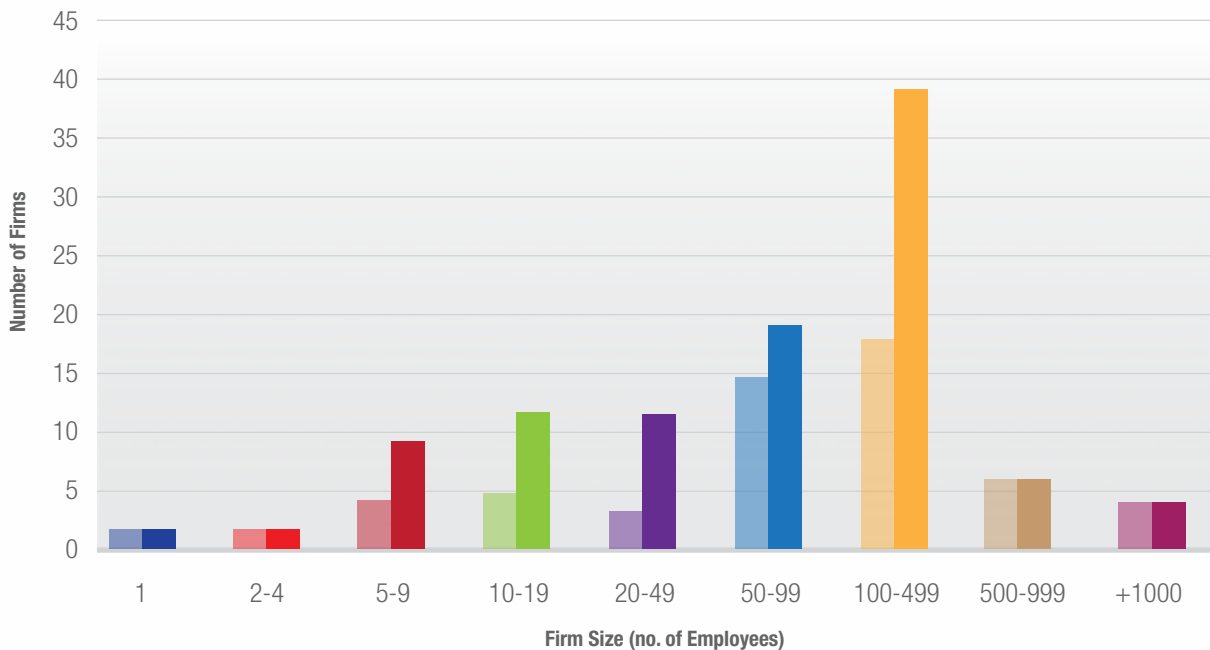
2030 COMMITMENT

Design Portfolio Data

Firm Demographics

By the end of the 2011 calendar year, 197 firms had joined the AIA 2030 Commitment. Of those, 104 firms submitted an annual progress report by April 13, 2012—an approximate 53 percent follow-through rate. Nearly every firm-size category saw an increase in reporting for 2011. Firms with 20–49 employees saw the largest increase in reporting, quadrupling in 2011 (from 3 firms in 2010 to 12 in 2011). Several categories saw their reporting numbers double from 2010 to 2011: firms with 5–9 employees (from 4 firms to 9); firms with 10–19 employees (from 5 firms to 11); and firms with 100–499 employees (from 18 firms to 39).

Number of Reporting Firms, 2010 vs. 2011, by size

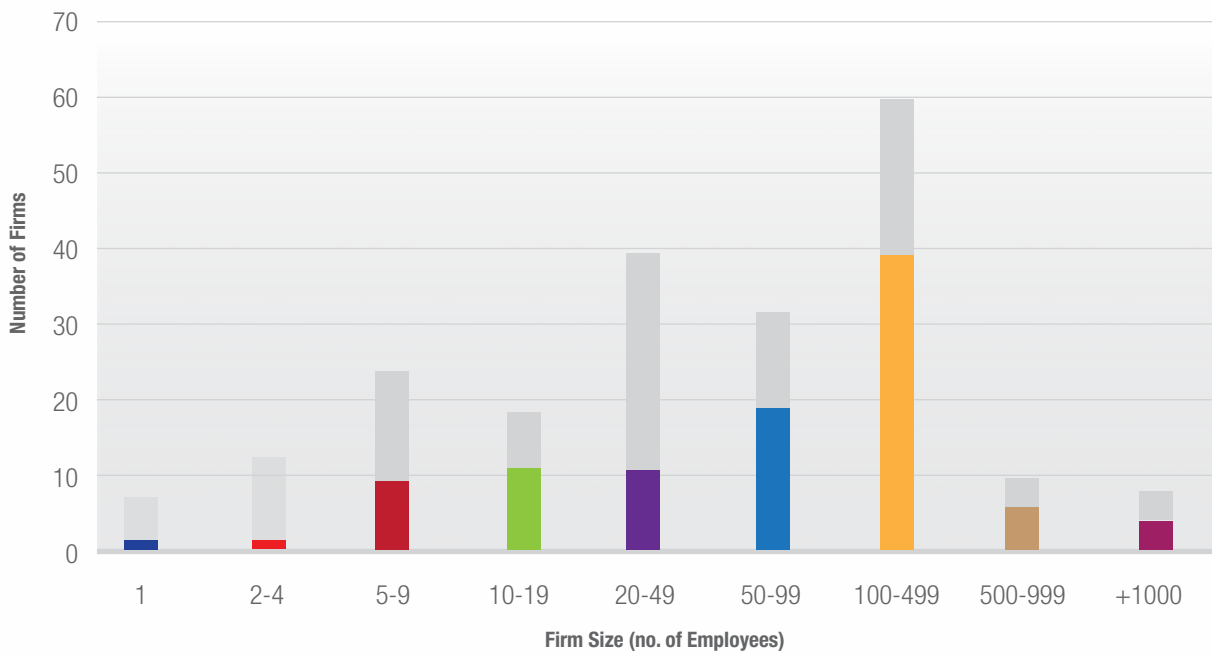




2030 COMMITMENT

The chart below illustrates the total number of firms participating in the 2030 Commitment, by size, compared with the number of firms that submitted an annual report. The AIA saw the highest reporting rates among those firms with 100 or more employees: 100–499 (65 percent reporting), 500–999 (60 percent), and 1,000+ (57 percent). Firms with four or fewer employees had the lowest reporting rates: 1-person firms (16 percent reporting) and those with 2–4 employees (7 percent).

Numbers of Participating vs. Reporting Firms, by size, in 2011

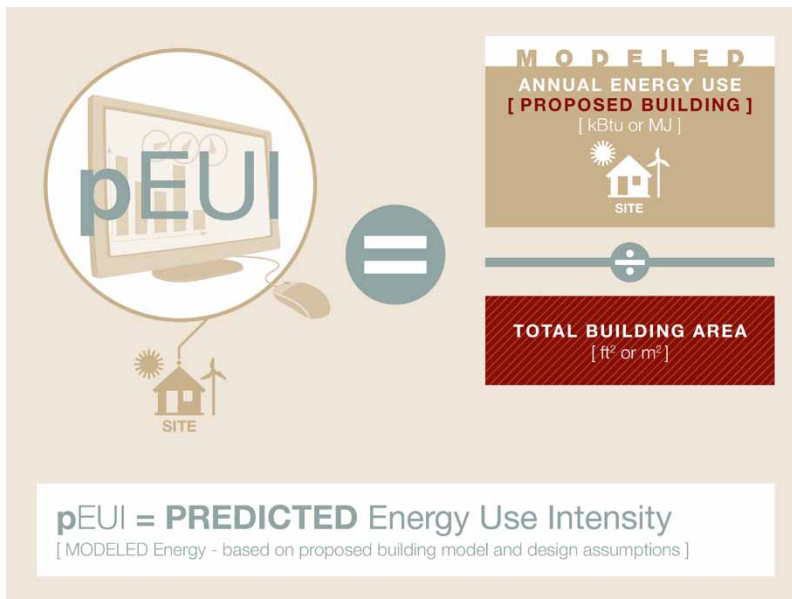


AIA 2030 Commitment Energy Metrics

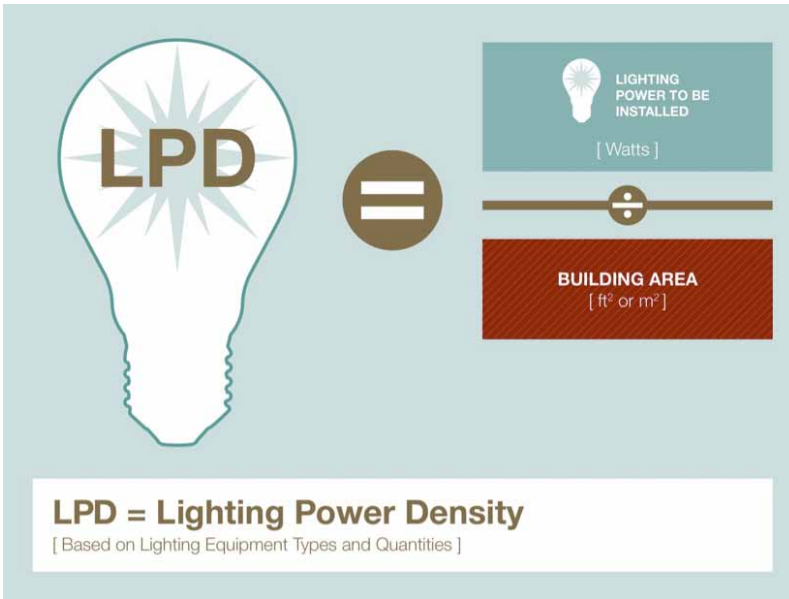


Energy Use Intensity (EUI) is the basic standard unit for analyzing actual energy use in buildings and is measured in thousands of British thermal units per square foot per year (kBtu/sf/yr). The U.S. Department of Energy’s Commercial Buildings Energy Consumption Survey (CBECS)—specifically the 2003 CBECS database—serves as the widely adopted baseline for measuring operational energy use and reductions.

The AIA 2030 Commitment uses the term Predicted Energy Use Intensity (pEUI) to differentiate from actual operational (metered) energy use. Unlike the CBECS, which records actual use data from existing buildings, pEUI measures what we can broadly anticipate the building to consume based on the project’s design.



Additionally, reporting is based on site EUI, not source EUI. Source energy reflects the energy used not only at the building but also in electricity generation, transmission, storage, and the like. Although source EUI is an important measure of energy—and a vitally important part of calculating a “carbon footprint”—the focus of this reporting is to start with analyzing the energy performance of the design work of AIA member firms. For each project that is not interior-only, the percentage pEUI reduction from the average is multiplied by the project’s gross square footage (GSF). The sum of these products is divided by the total GSF of the same projects to yield a weighted average percentage reduction from the average. This number represents the firm’s progress toward the 2030 goals. The approach allows for two key features: First, it allows member firms of differing sizes to report on an equal basis. Second, it emphasizes the importance of project size, as larger projects within a firm’s portfolio have a larger impact.



For interiors design work, the AIA 2030 Commitment measures installed lighting power density (LPD). Generally, the ability of an interior design project to affect building EUI is limited mostly to lighting design. Since interiors projects tend to not include HVAC system or envelope modifications, lighting power density is the criterion most applicable to interiors work. The LPD metric is the sum of wattage required for all lighting equipment (as calculated per American Society of Heating, Refrigerating and Air Conditioning Engineers [ASHRAE] methodologies) divided by project area. The wattage (W) in the W/sf is determined by the power rating of the lighting fixtures selected. LPD is different from actual lighting energy use (which could be determined if the lighting was submetered and the power for lighting was measured over time). LPD is also

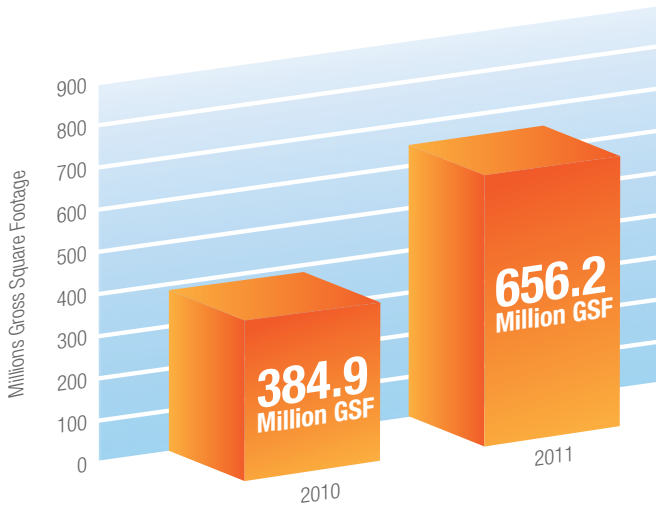
different from lighting use intensity (LUI). Please note that while LUI is a more meaningful prediction of how lighting contributes to overall energy use in a building, LUI can be derived only from energy modeling, which is seldom employed for interiors-only projects.

Per ASHRAE 90.1-2007, installed interior LPD includes all power used by luminaires with a number of exceptions, including essential display or accent lighting, lighting that is integral to equipment, lighting specifically designed for use only during medical or dental procedures, and exit signs. ASHRAE 90.1-2007 offers two methods for determining a project's LPD and allowance: the Building Area Method and the Space-by-Space Method. The Building Area Method sets a single allowance for the entire project, while the Space-by-Space Method compiles varying allowances for multiple space types within a single project.



2030 COMMITMENT

Total Gross Square Footage of Active Design Projects



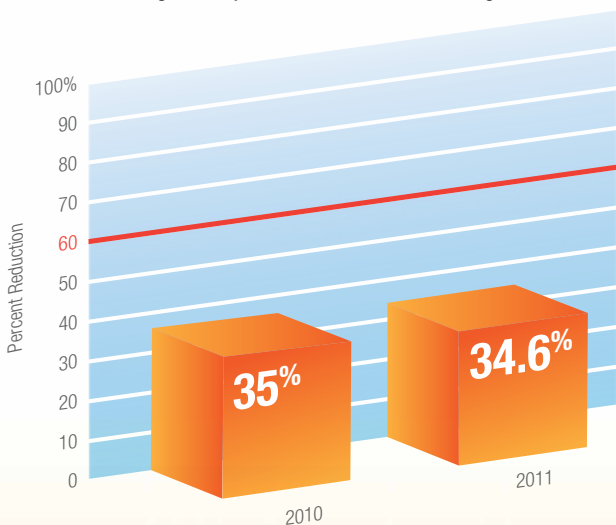
For reporting, the AIA 2030 Commitment defines an active project as one that was in an active design phase during the calendar year *and* was either (a) an architectural project whose scope included, at a minimum, HVAC system modifications or substantial envelope modifications; or (b) an interiors-only project that included lighting design. Projects that were not in a design phase during the calendar year are not included. There is no question that building operational energy use is what matters, but this is an AIA program focused on the process of project design.

The active design projects represented in the 2011 firm reports total more than 655 million GSF—representing more than a 70 percent increase in GSF over the reported 2010 total. Because some firms reported only interior design work and a few reports contained calculation errors, the data below represent 97 of the 104 submitted reports.

Firm pEUI Percentage Reduction from Average EUI

This metric offers a snapshot of the average reduction per reporting firm, weighted by GSF, from the national average. Combined, the reporting firms averaged a 34.6 percent pEUI reduction from the national average EUI, leaving this statistic relatively unchanged from 2010.

Average Firm pEUI Reduction from Average EUI



75%

Largest pEUI Reduction Reported by a Firm

< 1%

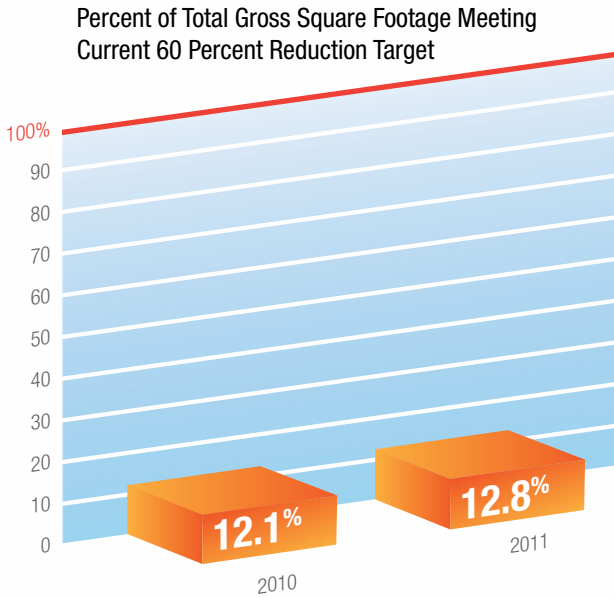
Smallest pEUI Reduction Reported by a Firm
Reported by multiple firms



2030 COMMITMENT

Percentage of Active Projects Meeting the Current 60 Percent Energy Reduction Goal

This metric offers a snapshot of the percentage of a firm's design portfolio that meets the 60 percent energy reduction target. Nearly 12.8 percent of the combined reported GSF of active design is meeting the current goal of a 60 percent reduction from the national average. As in the pEUI reduction data, this result remains relatively unchanged from 2010.



100%

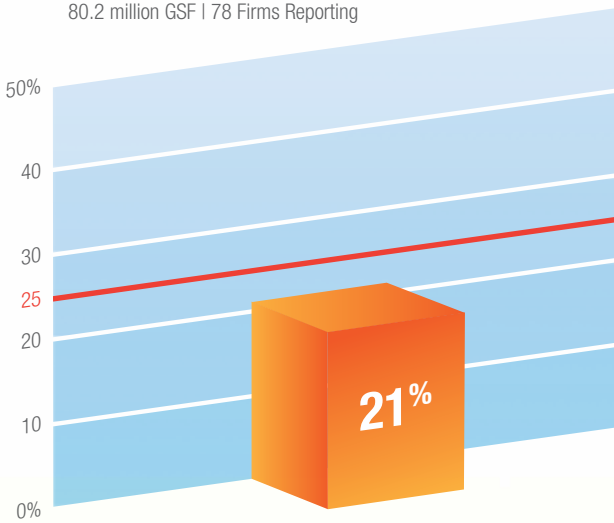
Largest % GSF of Active Projects Meeting Goal Reported by a Firm

0%

Smallest % GSF of Active Projects Meeting Goal Reported by a Firm
Reported by multiple firms

Average Firm Lighting Power Density Reduction

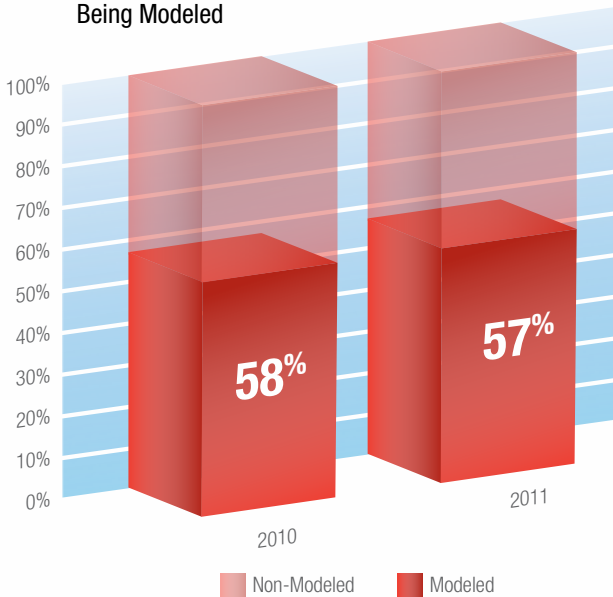
80.2 million GSF | 78 Firms Reporting



Interior Projects: Lighting Power Density

The AIA 2030 Commitment set the goal of a 25 percent reduction because this was seen as a challenging, yet achievable, target with today's technology. A 25 percent reduction from ASHRAE 90.1 allowance earns 3 of 5 relevant points for a LEED-CI 2009 project and also serves as a common threshold for commercial lighting tax deductions and financial incentives.

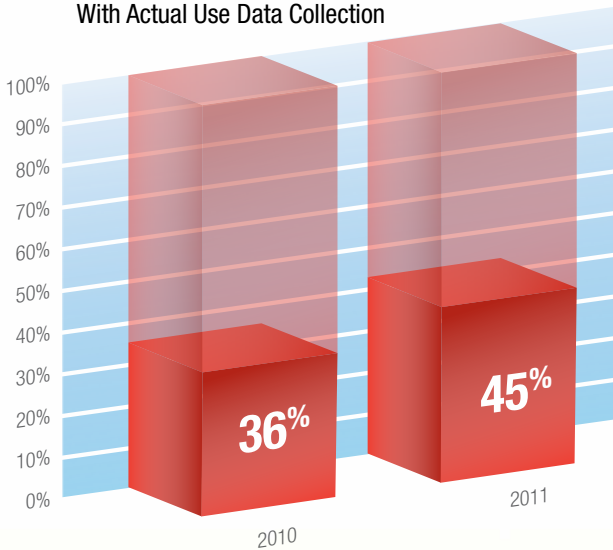
Percent of Total Gross Square Footage Being Modeled



Percentage of Projects Being Modeled

Firms are asked to report the percent of their work using energy modeling to predict operational energy consumption. The 2011 reports indicate that the percentage of GSF being modeled remained relatively unchanged, slightly decreasing from 58 percent in 2010 to 57 percent in 2011.

Percent of Total Gross Square Footage With Actual Use Data Collection



Percentage of Projects That Will Collect Actual Data

Each project entered into a firm's annual progress report worksheet must indicate whether a process is in place to collect actual building data upon project completion. The 2011 reports indicate a slight increase, to 45 percent of total combined GSF for which actual data would be collected—up from 36 percent in 2010.



2030 COMMITMENT

Conclusion

Firm Response and Reporting Data

The gap between the pEUI reductions achieved by the firms in this report and the 60 percent target for 2011 suggests that despite achievements in designing exemplar high-performance buildings for clients who are demanding them, firms need to better connect these energy targets more uniformly across their practices for all projects. As one member stated on a blog about his firm's AIA 2030 Commitment efforts, "To be more effective stewards of the earth, we (architects) need to connect to the strange and seemingly immutable forces that regulate, inhibit, and incentivize higher-functioning architecture. And if those forces are outside our core expertise or our usual scope of work, then we better figure out how to connect to them—and change them—or our efforts will come up short."

The first step toward achieving 60 percent energy reduction across a firm's practice is to understand where the firm is in relation to the goal and measure its progress toward meeting those targets across a practice. As one participating practitioner stated, "Knowing how the firm is doing is the first step toward improving performance. The value in the 2030 reporting is that the firm becomes increasingly literate about energy metrics, can measure progress, can target improvements, and can learn from success within its practice." Although the data indicate that the profession has a ways to go to meet the 2030 goals, it is encouraging to see firms undaunted by the challenge and following through with the tracking and reporting process. When one considers the impact that even small improvements could have if they are implemented across such a large swath of design work (more than 655 million GSF this year), the power of the AIA 2030 Commitment to truly effect meaningful industrywide change is remarkable in its potential.

Use of Energy Modeling

Just as the AIA 2030 Commitment is a critical tool to measure pEUI reduction across a practice, energy modeling is a vital tool to measure energy use for a given project. Energy modeling is a key component of meeting the energy targets, and therefore the percentage of work using energy modeling to inform design is a vital metric for firms and the AIA 2030 Commitment to track. "I think the two keys to improving a firm's pEUI reduction are benchmarking and energy modeling," stated a participating member. "Designing a building without energy modeling is like driving a car blindfolded. Energy modeling allows practitioners to connect designs to their energy use. That connection allows designers to make positive impacts."

Collection of Actual Data

While other data points remained relatively unchanged from 2010, the increase in percentage of GSF for which actual data will be collected is an encouraging signal. Making the connection between design intent and actual building performance is critical to the profession's progress toward carbon-neutral buildings by 2030. Change can come only with the transformation of the profession toward establishing operational energy use targets at the onset of every design and monitoring the implementation of those energy targets—both throughout the design process using energy modeling and through operation using postoccupancy evaluation. A critical evolution of the reporting tool will be to include actual data to help firms become increasingly fluent in understanding the relationship between design intent and actual operational energy use.



2030 COMMITMENT

Reporting and the Need for Resources

For the AIA 2030 Commitment to continue to grow and strengthen, there will be a focus in the coming year on how to better demonstrate the value the program can bring to a firm's practice. In particular, it would seem from the firms' response rate that our smaller firms and sole practitioners may not get the same value out of the reporting process as our larger firms—or perhaps just not a value great enough to offset the limited resources available to put toward the reporting process. The AIA will commit to understanding the needs and developing the resources to support our sole practitioners and small firms in this effort.

There are valuable lessons to be learned from firms that have successfully implemented a data collection process, particularly when the data collection is well integrated into the design process. Over the summer, the AIA Committee on the Environment (COTE) will support the AIA 2030 Commitment through its American Institute of Architecture Students (AIAS)/COTE Research Scholarship program. The objective of this summer fellowship will be to develop a minimum of three case studies evaluating how firms have successfully implemented the AIA 2030 Commitment—including the challenges they have overcome—to provide a resource for new firms joining the effort. Using the lens of organizational change, the Scholar will identify patterns that enhance successful implementation.

Another clear outcome is that the 2030 Commitment program, for now, must remain focused on refining the design reporting tool rather than expanding it with additional metrics. Over the course of the following months, the tool will build in the functionality to account for net-zero-energy projects, expand the list of codes to include more state and regional energy codes, and better address international work. The AIA will also begin evaluating the feasibility of moving the reporting tool to a Web-based platform—the need for which was a recurring theme in a survey sent to participating firms. Feedback from participating firms suggests that reporting would be improved with an easier data entry interface, various ways to track and analyze data, the functionality to create graphic representations of the data to share internally, and easier access to resources to assist with regional EUI benchmarking.



Resources

Sustainable Project Documents

As a follow-up to the extremely popular [Sustainability Guide](#), the AIA has unveiled five new easy to use Sustainable Project (SP) Documents and one updated Scope of Services document for LEED Certification. These documents were developed to manage the new risks and opportunities presented by sustainable design. The SP Documents will help guide the architect in developing a roadmap of the sustainable design project and allocate the unique risks presented to the appropriate parties involved in the project. The Sustainable Project Documents, included in the Conventional (A201) family of AIA Contract Documents, are a coordinated set of agreements that have been developed for use on a wide variety of sustainable projects, including those in which the Sustainable Objective includes obtaining a Sustainability Certification, such as LEED® (Leadership in Energy and Environmental Design), or those in which the Sustainable Objective is based on incorporation of performance based sustainable design or construction elements.

AIA Energy Modeling Practice Guide

To help bridge the gap between architects and engineers on the subject of energy, a document that might interest many in both professions is the AIA *Architect's Guide to Integrating Energy Modeling in the Design Process*. The *Guide* serves not only to demystify energy modeling in general but also to provide tips and information that will help architects to better discuss energy modeling—the assumptions, the process, the tools, and what the output means to potential design decisions—with their engineers, energy modelers, consultants, contractors, code officials, and clients.

International Green Construction Code (IgCC)

The AIA has been actively engaged in the development of the International Green Construction Code (IgCC) over the past three years, working with International Code Council (ICC) staff and volunteers from AIA and numerous other organizations to create the first national green model code. The AIA is providing resources through the work of a special IgCC Task Force—composed of AIA volunteer members—to ensure that architects will be informed about the IgCC and be ready to practice under the code once it is adopted. The task force worked to analyze the impacts of the IgCC on the practice of architecture in order to develop the AIA *Guide to the IgCC*. The *Guide* takes a practical look at the code from the perspective of the AIA member in both application and advocating for the IgCC's adoption by a jurisdiction, and implementing it within their own practice and projects.

Local Leaders in Sustainability: Green Building Incentive Trends

The AIA joined with the National Association of Counties (NACo) in a national research project to help local government officials develop incentives for green construction in their communities. The *Local Leaders in Sustainability* report focuses on five key areas of green incentives: financial costs, oversight structure, local political and cultural environment, limits to power, and industry engagement. *Green Building Incentive Trends* analyzes recent initiatives by localities across the country to provide in-depth best practice examples and a focused analysis of strategies that work well for different communities.

Integrated Project Delivery: 2012 Case Studies

The updated 2012 IPD Case Studies include survey analysis of 127 project team members and additional metrics for five of 12 comprehensive case studies, detailing collaborative impacts on design quality, cost efficiency, and team communication. Unique to this edition is the opportunity to study projects from early phases through completion. Following projects over time, we gain insight on the evolution of each project, its collaborative culture, and areas of success and challenge. This document focuses on project activities that lay the foundation for collaborative practices in IPD.



2030 COMMITMENT

AIA 2030 Commitment Program Elements

Identify Sustainability Team

Within two months of signing the commitment, the firm will establish a team or leader to guide the development of the firm's sustainability efforts and implementation of its commitment plan.

Immediate Operational Actions

Within six months of signing the commitment, the firm will implement a minimum of four operational action items from, but not limited to, the list provided. These actions will be undertaken while the long-term sustainability plan is in development.

Office Energy Use

- Track and report energy use in the office
- Install occupancy sensors in meeting rooms and other common spaces
- Use Energy Star-rated equipment and appliances
- Encourage employees to shut down computer equipment and turn power strips off
- Replace any existing CRT monitors with LCD monitors
- Guidelines for purchasing "green" power

Waste Reduction and Supplies

- Enact policies for reducing paper use (electronic documents and forms)
- Establish guidelines for purchasing office supplies
- Guidelines for purchasing kitchen supplies
- Guidelines for purchasing cleaning supplies
- Institute a recycling policy
- Guidelines for purchasing office furniture and materials



2030 COMMITMENT

Transportation

- Offer incentives for employees who rideshare, walk, or bike
- Establish a policy for fuel-efficient rental cars for firm travel
- Establish a policy for offsetting firm travel
- Encourage telecommuting options for employees

Meeting Procedures

- Use paperless technology for agendas, handouts, and presentations
- Encourage virtual meetings when possible

Sustainability Action Plan

Within one year of signing the commitment, the firm must develop a long-range sustainability action plan that aligns with the stated 2030 benchmarks for achieving carbon neutrality. While action plans will differ from firm to firm, a successful sustainable action plan should address the following aspects:

Develop Sustainable Design Goals

Set quantifiable design goals for every project regardless of whether required by the client.

- Design projects to reduce the amount of fossil-fuel-based energy used to align with 2030 goals
- Reduce the amount of potable water used in all projects
- Improve indoor air quality (IAQ) through the elimination of hazardous materials used in all projects
- Have every project undergo a green building evaluation whether the project is seeking certification or not
- Document all projects in case study format with consistent criteria to help measure performance and progress

Institute Staff Training and Education

Ensure that staff is invested in the firm's sustainable design goals and can contribute to the success of those goals.

- Determine a minimum amount of staff training and education on sustainable design issues
- Provide support for staff to attend conferences and education programs focusing on sustainable design programs
- Implement programs that recognize individual and team sustainable design contributions



2030 COMMITMENT

Evaluate the Design Process

Engage in a design process that is multidisciplinary, collaborative, goal-oriented, and metric-driven.

- Use an integrated design process that promotes early involvement of stakeholders and engages in a collaborative design process
- Use life-cycle cost analysis and consider the life-cycle effects of the materials and systems used in a project
- Develop metrics for sustainable design goals at the outset of the project
- Develop consistent measurement standards for building and site design performance
- Create feedback procedures to gather information about building performance that includes things such as meters, sensors, controls, and postoccupancy evaluations

Sustainable Operations

Develop a sustainable operations plan that sets goals aimed at reducing the negative impact of firm operations related to the following:

- Office energy use
- Waste reduction and supplies
- Transportation
- Meetings

Develop a Business Strategy

Develop a business strategy that communicates why a sustainable design approach is important and why the firm is qualified.

- Put together information that supports the value of the firm's sustainable design services (include information on project costs, operating costs, and occupant satisfaction)
- Develop marketing materials that highlight the sustainable design aspects of the firm: define the design philosophy, list accredited staff, highlight benefits of sustainable design, and so on
- Make your sustainable actions and operations available to clients

Report Annual Progress

Perhaps the most critical aspect of the AIA 2030 Commitment is the pledge to measure and report annual progress of a firm's design portfolio toward the 2030 goals. Firms are asked to track all active design projects for the reporting year, not just ones that are seeking green building certification, and the reports developed through the tool are meant to provide a year-to-year look of a firm's work. Firms of all sizes and building-type expertise will use the same tool and report in the same manner.

A firm's annual progress is reported by uploading the report generated by using the AIA 2030 Commitment Progress Reporting Tool to assess the predicted energy use of a firm's design work at the end of each calendar year. The Excel-based tool generates four easy-to-decipher graphs that aggregate the individually listed active projects within the Excel sheet. These graphs represent the report that firms will forward to the AIA. The charts will show a snapshot of the firm portfolio, including the percentage of GSF of active projects meeting the current reduction goal, the percentage of GSF being modeled, and percentage of GSF for which the firm will gather actual energy performance.



2030 COMMITMENT

Participating Firms Firms Included in Portfolio Data * Firm Joined in 2012

ADD Inc.
Adrian Smith + Gordon Gill
AECOM
AEDIA Architecture & Planning
Aguirre Roden
Albert Kahn Associates Inc.
ARC/Architectural Resources Cambridge
Architectural Alliance
Atelier Ten
Ayers Saint Gross
Aztec Architects LLC
Ballinger
The Beck Group
BKSK
BNIM
Booth Hansen
Braun+Yoshida Architects
BRS Architects
Building Center No. 3
Buro Happold*
BVH Architects
Callison
Cannon Design
CBT Architects
Clark Richardson Architects
Coldham & Hartman Architects
Cooper Carry Inc.
Cunningham Group
Cunningham I Quill Architects
Dattner Architects
Davison Architecture + Urban Design
Design Atlantic
DesignGroup
Dettmer Architecture
Digsau
DLR Group
Dougherty + Dougherty Architects LLP
DSGN Associates Inc. *
Dull Olson Weekes Architects - IBI Group Architects Inc.
Durrant
DWL Architects + Planners
Dyron Murphy Architects PC
EHDD

Ehrlich Architects
El Dorado Inc.
Ellerbe Becket
English + Associates
Epstein
Eskew+Dumez+Ripple
EwingCole
EYP Architecture & Engineering
Fairfield Architecture PLLc
Faridy Veisz Fraytak PC
Firmitas Architecture & Planning
FKP Architects
Francois Levy*
Fraser Seiple Architects
Frederick + Frederick Architects
Frederick Phillips and Associates
Frye Gillam Molinaro
FXFOWLE Architects LLP
Garcia Architecture + Design
Gensler
GGLO
gkkworks
Goettsch Partners
Gould Evans Affiliates PC
Gresham Smith and Partners
Group Goetz Architects
Habitat Studio Architecture
Hahnfeld Hoffer Stanford
Haizlip Studio PLLC
Harley Ellis Devereaux
Harriman
HDR
Helix
Hellmuth + Bicknese Architects
Helpern Architects
HGA
High Plains Architects
HKS Inc.
HMC Architects
HMG & Associates Inc.
HOK
HOLT Architects
Hord Coplan Macht
IKM

In Balance
In. Site: Architecture
Innovative Design
Interactive Resources
ISTUDIO Architects
Jacobs Global Buildings NA
Jones Studio Inc.
Kalban Architects
Kaplan Thompson Architects
Karpinski Engineering*
Kevin Harris Architect LLC
Kipnis Architects Inc.
Kirksey
KJWW Consulting Engineers*
KlingStubbins
KMD Architects
Krueck + Sexton Architects*
L.M. Holder III, FAIA
Lake I Flato
Landon Bone Baker Architects
Leddly Maytum Stacy Architects
Legat Architects
Lehrer Architects
Leo A Daly
Licata Hansen
Lionakis
Little Diversified Architectural Consulting
LMN Architects
Lord Aeck Sargent
LS3P Associates Ltd.
M.C. Harry and Associates Inc.
M+NLB
Mahlum
RSC Architects
Mancini Duffy
map-lab inc.
Marilyn R. Nepomechie Architect
Marmon Mok Architecture
Marnier Architecture PC
Metrix Engineers LLC*
Meyer, Scherer, and Rockcastle Ltd.
MHAworks
Miletus Group Inc.*
Miller I Hull Partnership



2030 COMMITMENT

Participating Firms (continued) *Firms Included in Portfolio Data* * Firm Joined in 2012

Mithun	Ross Barney Architects	Taylor & Syfan Consulting Engineers Inc.
Mode Associates	Rossetti	TEAMWRKX Inc.
Morris Architects	RSP Architects	TerraLogos: <i>eco architecture pc</i>
MorrisSwitzer	RTKL	Thompson Young Design
Munn Architecture LLC	<i>RVK Architects</i>	Thornton Tomasetti
<i>NACIArchitecture</i>	<i>S/L/A/M Collaborative</i>	<i>TLC Engineering for Architecture</i>
NBBJ	Sasaki	TRO Jung Brannen
Nicholson Kovalchick Architects	SBLM Architects*	Tsoi / Kobus & Associates
Norris Architects	<i>Schmidt Associates</i>	<i>TVS Design</i>
_o2 Architecture	Scott Architecture	Urban Design Group
Otak Inc.	<i>Sclater Partners Architects</i>	<i>Vanderweil Engineers</i>
Page & Turnbull	SERA Architects	VOA Associates Inc.
<i>PageSoutherlandPage</i>	Serena Sturm	WATG
Payette	Shepley Bulfinch Richardson & Abbott	WBRC
Perkins + Will	The Sheward Partnership LLC	Weber Thompson
Peters, Tschantz, & Associates Inc.	SHKS Architects	Westlake Reed Leskosky
<i>Poirier + Associates Architects</i>	SHP Leading Design	What Art LLC*
PSA-Dewberry Inc.	SHW Group	<i>WHR Architects Inc.</i>
Purdy-McGuire Inc.*	SmithGroup JJR	Wallace Roberts & Todd LLC
<i>Quattrocchi Kwok Architects</i>	Smith Seckham Reid Inc.*	<i>Wight & Company</i>
<i>Quinn Evans Architects</i>	Solomon Cordwell Buenz	William Rawn Associates
Ratcliff	Spiezle Architectural Group Inc.	<i>WLC Architects</i>
<i>RB+B Architects</i>	Studio2G	Yost Grube Hall
Renaissance 3 Architects PC	STUDIOS Architecture	<i>Zero Energy Design</i>
RCM Architects	Swanke Hayden Connell Architects	Ziger/Snead LLP Architects
RDG	<i>T. Howard + Associates Architects Inc.</i>	<i>Zimmer Gunsul Frasca Architects LLP</i>
RNL	Tate Snyder Kimsey	